




www.clm.es

INSTRUCCIONES DE MONTAJE
MOUNTING INSTRUCTIONS
INSTRUCTIONS DE MONTAGE
ISTRUZIONI DI MONTAGGIO
MONTAGEANLEITUNG

ANTIRROBO DE MANILLAR
HANDLEBAR TO FRAME LOCK
ANTIVOL BLOQUE-GUIDON
ANTIFURTO BLOCCA-MANUBRIO
DIEBSTAHLSCHUTZ SCOOTER
APRILIA SPORTCITY



BLINDADO
STAHL
5726976-5726740-5726741



¡LUBRICAR SÓLO CON ACEITE WD-40 !
LUBRICATE ONLY WITH WD-40 OIL!
LUBRIFIER SEULEMENT AVEC WD-40!
LUBRIFICARE SOLO CON OLIO WD-40!
ALS SCHMIERMITTEL IST NUR ÖL
VOM TYP - WD 40 - ZU VERWENDEN




DIN EN ISO 9001:2000
Certificado N° 01 100 048102

IT-C 26976

Sistema patentado
Patented system
Système breveté
Sistema brevettato
Patentgeschütztes system

Empresa certificada
Certified company
Enterprise certifiée
Azienda certificata
TÜV-Geprüfter betrieb






1

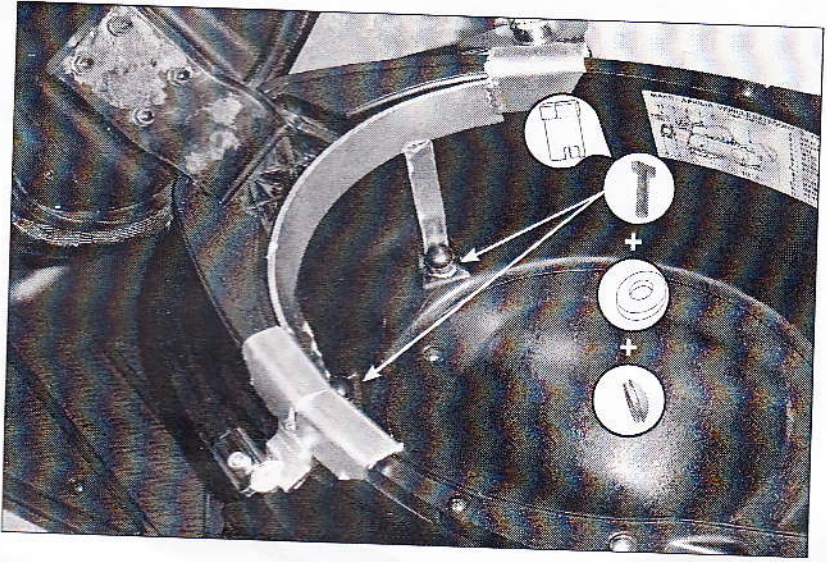


2



-  x1
-  x1
-  x1


3




4



5



6




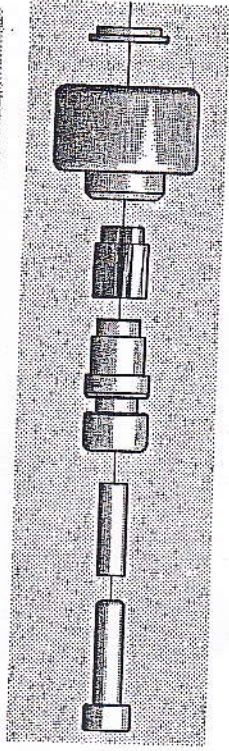
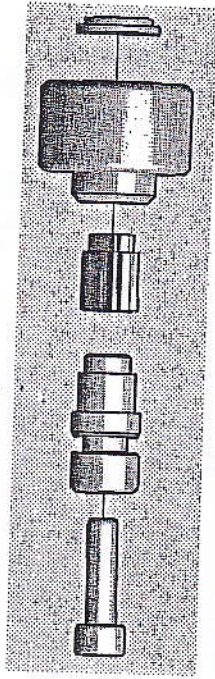
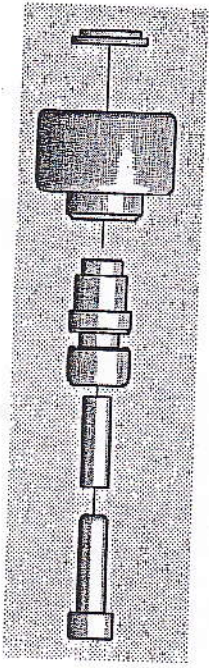
MUY IMPORTANTE: Apretar el pivote fuertemente. Asegurarse de que el pivote queda totalmente fijado.

VERY IMPORTANT: Press strongly the pivot. Make sure that the pivot is totally fixed

TRÉS IMPORTANT: Serrer fortement le pivot. S'assurer qu'il reste totalement fixé.

MOLTO IMPORTANTE: Premere il perno con forza. Assicurarsi che il perno sia completamente fissato.

SEHR WICHTIG: Zapfen besonders fest anziehen und sicherstellen, dass er sich nicht mehr bewegen kann.



Montaje según modelos