



INSTRUCCIONES DE MONTAJE
MOUNTING INSTRUCTIONS
INSTRUCTIONS DE MONTAGE
ISTRUZIONI DI MONTAGGIO
MONTAGEANLEITUNG

www.clm.es

ANTIRROBO DE MANILLAR
HANDLEBAR TO FRAME LOCK
ANTIVOL BLOQUE-GUIDON
ANTIFURTO BLOCCA-MANUBRIO
DIEBSTAHLSCHUTZ SCOOTER

SYM MIO

CHIC

5727285 - 5727286



LUBRICAR SÓLO CON ACEITE WD-40 !
LUBRICATE ONLY WITH WD-40 OIL!
LUBRIFIER SEULEMENT AVEC WD-40!
LUBRIFICARE SOLO CON OLIO WD-40!
ALS SCHMIERMITTEL IST NUR ÖL
VOM TYP - WD 40 - ZU VERWENDEN



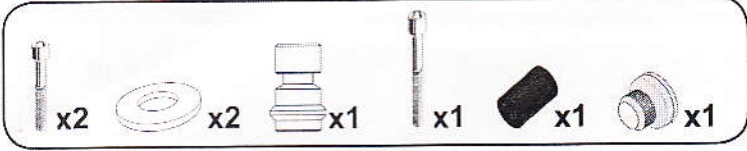
Sistema patentado
Patented system
Système breveté
Sistema brevetato
Patentgeschütztes system




TÜVRheinland®
CERT
ISO 9001

Empresa certificada
Certified company
Enterprise certifiée
Azienda certificata
TÜV-Geprüfter betrieb

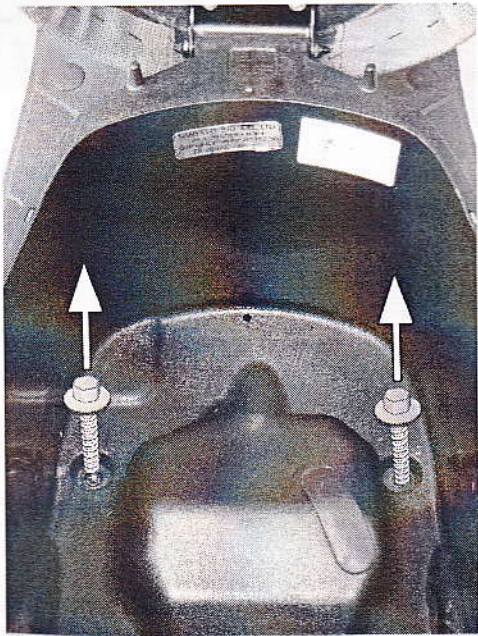
IT-IC 27285-0U




1



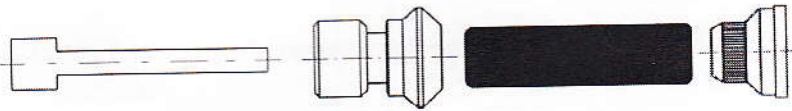
2




3




4



5



6



MUY IMPORTANTE: Apretar el pivote fuertemente. Asegurarse de que el pivote queda totalmente fijado.

VERY IMPORTANT: Press strongly the pivot. Make sure that the pivot is totally fixed

TRÈS IMPORTANT: Serrer fortement le pivot. S'assurer qu'il reste totalement fixé.

MOLTO IMPORTANTE: Premere il perno con forza. Assicurarsi che il perno sia completamente fissato.

SEHR WICHTIG: Zapfen besonders fest anziehen und sicherstellen, dass er sich nicht mehr bewegen kann.